

User Functions

1. Anything underlined is a link to a supporting document. This includes: titles, words in essays and words on select website pages. Please feel free to click on any underlined word or phrase on the website to see supporting evidence.

Example:



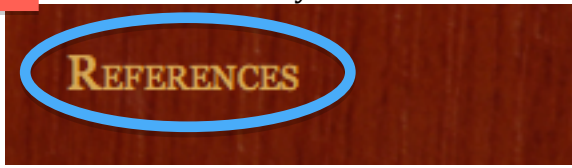
*scroll mouse over and click on either (1) or (2) and this opens in another window

A blue arrow pointing from the circled number (1) in the banner to the survey form.

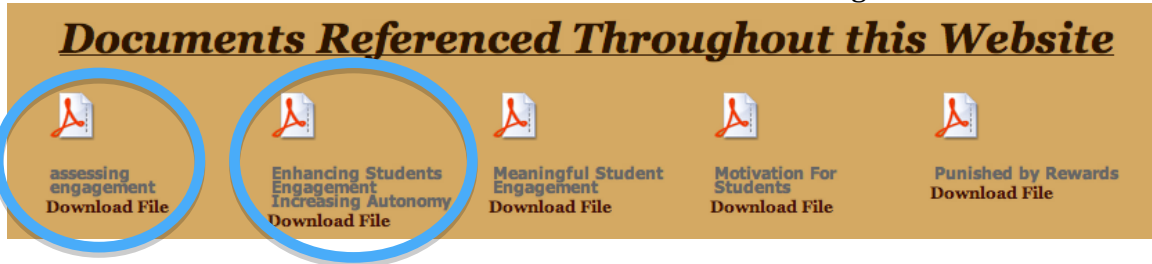
DO NOT PUT YOUR NAME ON THIS UNLESS YOU REALLY WANT TO. The only rules of these questions are that you BE HONEST!

1. What do you think of this class? Elaborate as much as you want to.
Too much talking. Too much debate. Also, I don't think there is enough time between lessons and tests. I feel like I barely have time to learn the material.
2. What do you like about this class? What don't you like? Why?
I like to be able to voice my opinion, but sometimes it feels like the class is too much "opinion" and not enough learning. It gets too noisy and distract and I don't feel like I'm learning anything.
3. What is your favorite class and why?
English. I get to express myself through writing and class discussion. But it's also fun.
4. Who is your favorite teacher and why?
My favorite teacher is Mrs. Kenney-Quinn. She's a great teacher. She discusses things with us but keeps it on track. She lets us talk but when we have to work, we do it. She is also very approachable.
5. What would make this class one you look forward to and why?
Interesting discussion but not too much opinion and not enough facts.
6. What grade do you give me as a teacher? Please explain why you give that grade?
Um, a C. You've done a pretty good job so far, just played around too much

2. The fifth link takes you to the references I've used to support my inquiry.

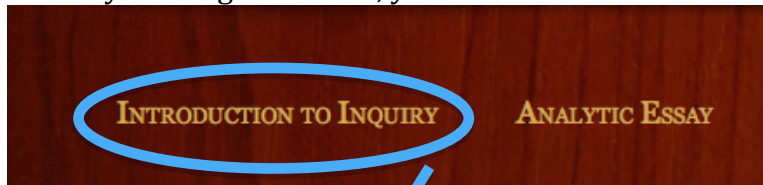


The third section is labeled "Documents Referenced Throughout this Website"

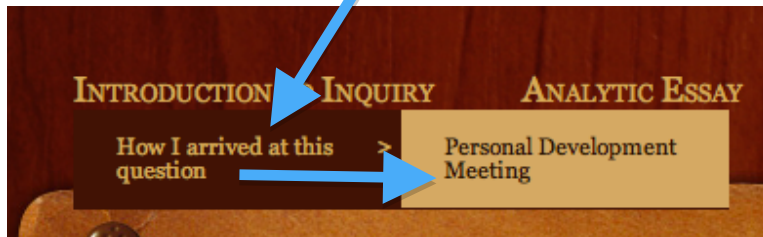


*clicking on the pdf file will cause the file to be downloaded to your computer. The file is the entire artifact.

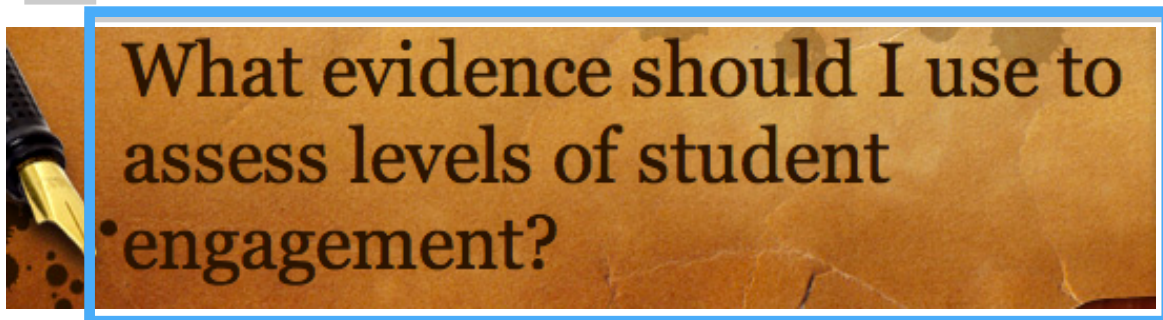
3. Scrolling your mouse over a website tab and not clicking on it will reveal sub-tabs. By clicking on the tab, you will be taken to the tab heading



Leads to:



4. Clicking on the question at the top



will take you back to the homepage.

5. When you open the website the tab on your web browser will be labeled



When you open this document another tab on your web browser opens up. This is the case for every link opened. For instance, when you click on an underlined word or title the supporting evidence will open in another tab. To go back to the original website, DO NOT HIT THE BACK BUTTON. Click on the other opened tab in your web browser.

Thank you for reviewing the user functions. I hope these will be of great assistance to you